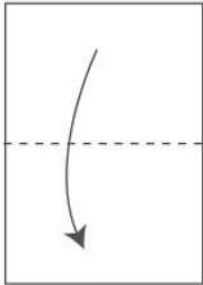


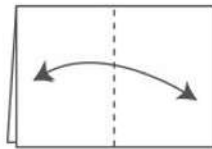


Make an Origami Boat



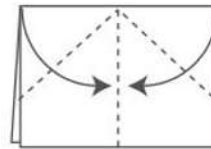
1.

Take a rectangular paper and fold in half



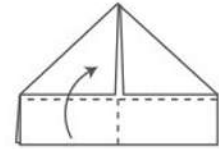
2.

Fold in half and unfold (just so you'll have a center mark)



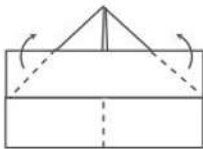
3.

Fold two top corners to the center



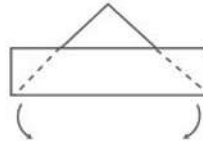
4.

Fold top strip upwards



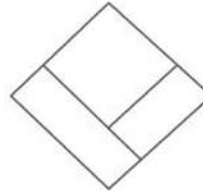
5.

Fold corners back. Turn over.



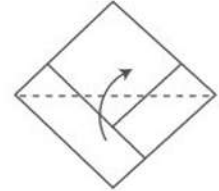
6.

Fold strip upwards. Hold bottom corners and push together...



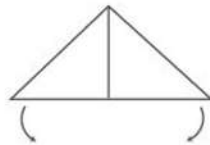
7.

...making a flat square



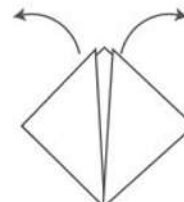
8.

Fold top flap upwards. Turn over. Repeat on other side.



9.

Hold bottom corners and push together



10.

Grasp upper corners and pull apart. Watch as the boat & cabin pops up.

